

**Ruby's Signalong Adventures**  
**Ruby In The Office**



## **Introducing Ruby, the Signalong Staff Therapy Dog.**

**COPYRIGHT: SIGNALONG**

This publication is excluded from Copyright Licensing Agency agreements

Copyright in SIGNALONG publications is held by SIGNALONG The Communication Charity. No copying, scanning, reproducing, photographing, uploading to websites or posting on social media is permitted of any publication without the express prior permission of the publisher in writing or by email. Wider circulation is by prior express permission by letter or email only. Under no circumstances whatsoever may any SIGNALONG diagrams, graphics, descriptions or other text be incorporated in any product offered for sale or a consideration anywhere in the world except under a licence previously issued by the charity. SIGNALONG will seek full compensation for any breach of this condition and all costs associated with such a breach. Copyright in some electronic media offered by the charity is held by the publishers of those media. The name "SIGNALONG" is the registered trademark of SIGNALONG The Communication Charity, 1 Old Winery Business Park, Cawston, Norwich, Norfolk, NR10 4FE (registered charity no. 1039788).






**Hello, my name is Ruby.**



**I like to help in the Signalong office.**



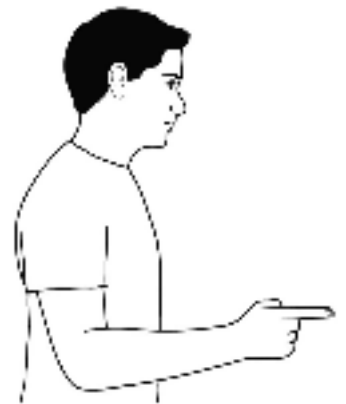
**I give out letters.**



**I empty the bins.**



**Sometimes I prune the plants.**



**I'm good at recycling too, are you?**





**I like helping in the office.**

### RUBY



Make letter shape "R"; then working bunched hand on third finger of supporting hand springs up turning to open hand (palm back, pointing up).

### HELP



Blade of working fist rests on supporting palm; formation moves up/forwards.

**Directional sign.**

### SIGNALONG



Open hands (palms in, pointing forward) alternate forward circles then working index hand (palm in, pointing up) moves forwards from lips.

### LETTER



Working thumb hand moves from lips to fingertips of supporting flat hand (palm up, pointing forward/in). To sign "Stamp": thumb moves firmly to supporting fingertip.

### EMPTY



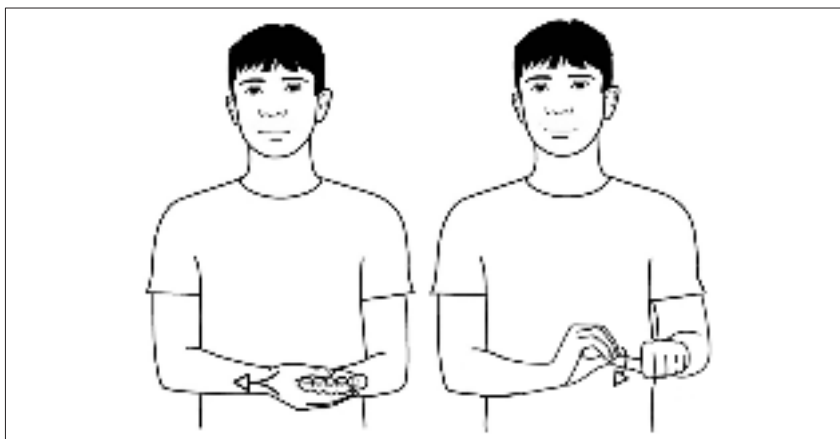
Flat hands (palms down, pointing in), working hand above; working hand moves down to back of supporting hand.

### BINS



Supporting full "c" hand (palm in pointing forward); working bent hand (palm in, pointing up) moves to supporting hand to finish palm down with fingers just inside the "c".

## PRUNE



Working full "C" hand (palm back, pointing down) closes firmly into fist, at tip of little finger of supporting open hand (palm back, pointing up) .

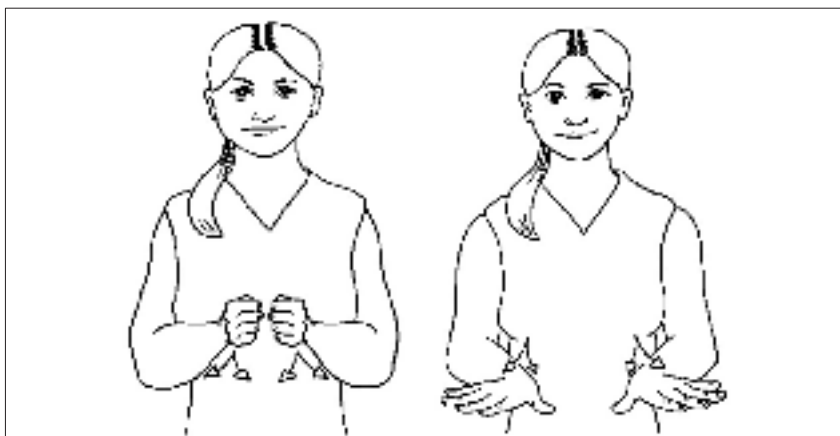
## PLANTS



Working bunched hand (palm back, pointing up) twists up from behind supporting flat hand (palm back, pointing in).

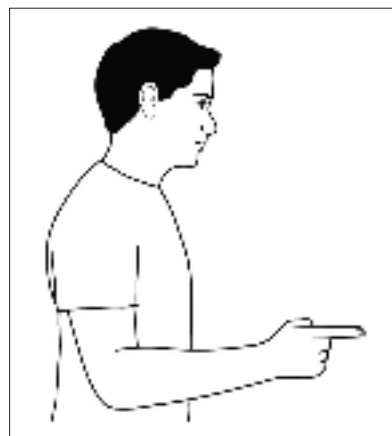
Diagrams, text & descriptions © SIGNALONG

## RECYCLING



Fists (palms in, pointing forward) held together, move sharply forward/out changing to open hands (palms down, pointing forward/out); then working flat hand (palm back, pointing up) below and behind supporting flat hand (palm back, pointing in) moves up so that backs of fingers brush against supporting palm.

## YOU



Working index hand (palm in, pointing forward) indicates person.  
**Directional sign**

Diagrams, text & descriptions © SIGNALONG

## LIKE



Working flat hand (palm back, pointing in/up) taps supporting side of upper chest twice.

Diagrams, text & descriptions © SIGNALONG